

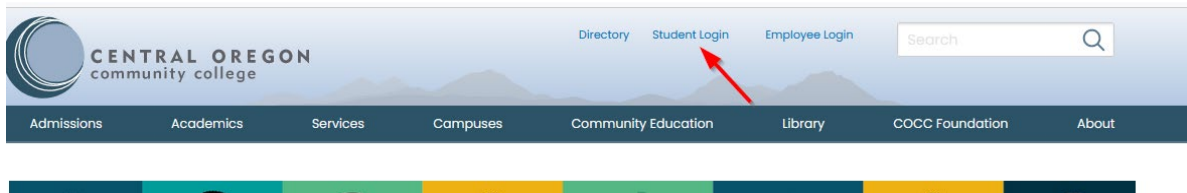


# College NOW

## How To Verify Your Registration

After your College Now registration form has been processed you are able to log into your COCC Bobcat Web Account to verify you successfully registered. Below are instructions on how to verify your registration in a COCC College Now Course.

1. Visit [COCC's website](#) and click on "Student Login"



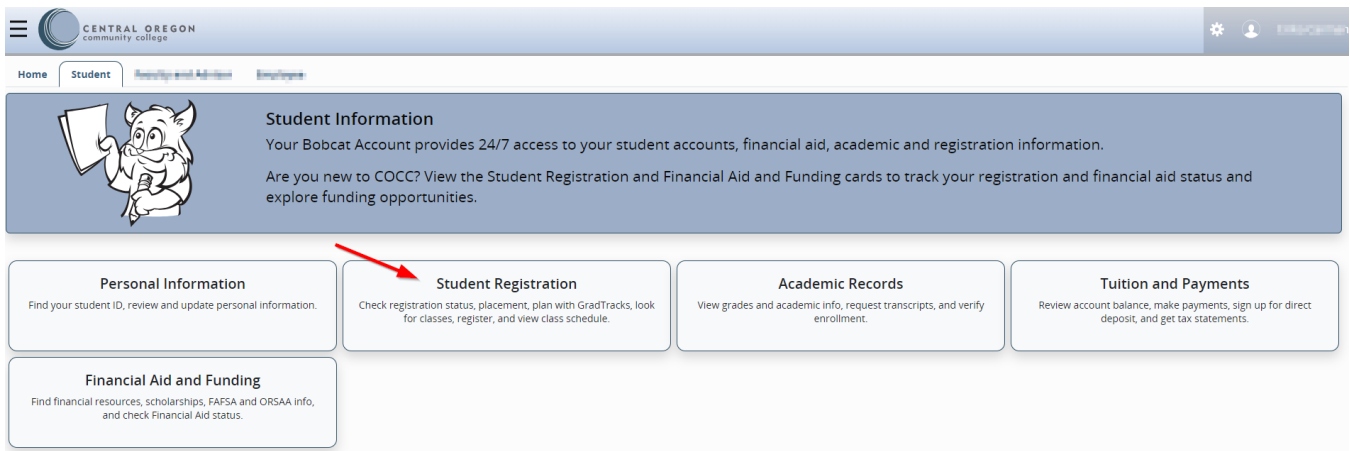
2. Select "Bobcat Web Account"

### STUDENT LOGIN

#### Account access for Current Students




3. Enter your COCC username and password. If you have not already activated your COCC Bobcat Web Account and enrolled in DUO you will need to do those steps first. [How to activate your Bobcat Web Account](#) (video) and [how to enroll in DUO](#) (PDF).
4. Select "Student Registration"



5. Select "Class Registration"

Student Registration ×



For assistance, please contact Admissions and Records at [welcome@cocc.edu](mailto:welcome@cocc.edu) or 541.383.7500.

**Registration Status**

Check registration date and ability to register.

**GradTracks**

Track degree/certificate progress, plan ahead, and view advisor.

**Class Registration**

Find, register, and drop classes and view class schedule.

**Textbooks**

Order online from the COCC Bookstore.


**High School Options**

View your Expanded Options or other high school program status.

**Placement Assessment**

Check your placement level and scores, online course orientation status, and other tests/assessments.


6. Select "View Registration Information"


 **CENTRAL OREGON**  
community college


[Student](#) • [Registration](#)



### Registration

What would you like to do?


 [Register for Classes](#)  
Search and register for your classes. You can also view and manage your schedule.

 [Class Search](#)  
With COCC's Class Search tool, you can browse classes and prioritize what works best for you, your schedule, and your goals.

 [Plan Ahead](#)  
Give yourself a head start by building plans. When you're ready to register, you'll be able to load these plans.


 [View Registration Information](#)   
View your past schedules and your ungraded classes.


7. Select "Active Registrations". Active registrations will list courses you are currently registered into at COCC.

 **CENTRAL OREGON**  
community college

[Student](#) • [Registration](#) • [View Registration Information](#)

### View Registration Information

Look up a Schedule **Active Registrations** 

 The following classes are not officially considered complete for transcript purposes.

**Composition I, Writing 121Z, Section 0**

<p><b>Term:</b> Fall 2024</p> <p><b>Campus:</b> Crook County High School</p> <p><b>CRN:</b> 40928</p> <p><b>Delivery Method:</b></p> <p><b>Credits:</b> 4</p>	<p><b>Start Date:</b> 09/23/2024</p> <p><b>End Date:</b> 12/15/2024</p> <p><b>Instructor:</b></p> <p><b>Registration Status:</b> Register 09/30/2024</p>
---	--